

SIGNET[®]

S I G N E T S Y S T E M

WELCOME TO SIGNET SIGN SYSTEM

SIGNET Sign System was founded in the early 90's by the Swedish engineer Lennart Hedlund, and launched on the European market with great success in 1995. Today SIGNET's high-quality aluminium profiles are developed in Sweden, and distributed to sign manufacturers and retailers worldwide.

SIGNET's innovative and flexible systems provide cost-effective sign production of both standard and custom signs, for indoor and outdoor signage. Our wide range of profiles enable creative sign production. The diverse sign systems feature solutions for replaceable inserts, sign rows and sign panels, to provide easy and accessible update of sign information.

The SIGNET Sign System suite includes seven different designs – each with their own unique features – to meet all your requirements of functionality, as well as providing a plethora of design possibilities.

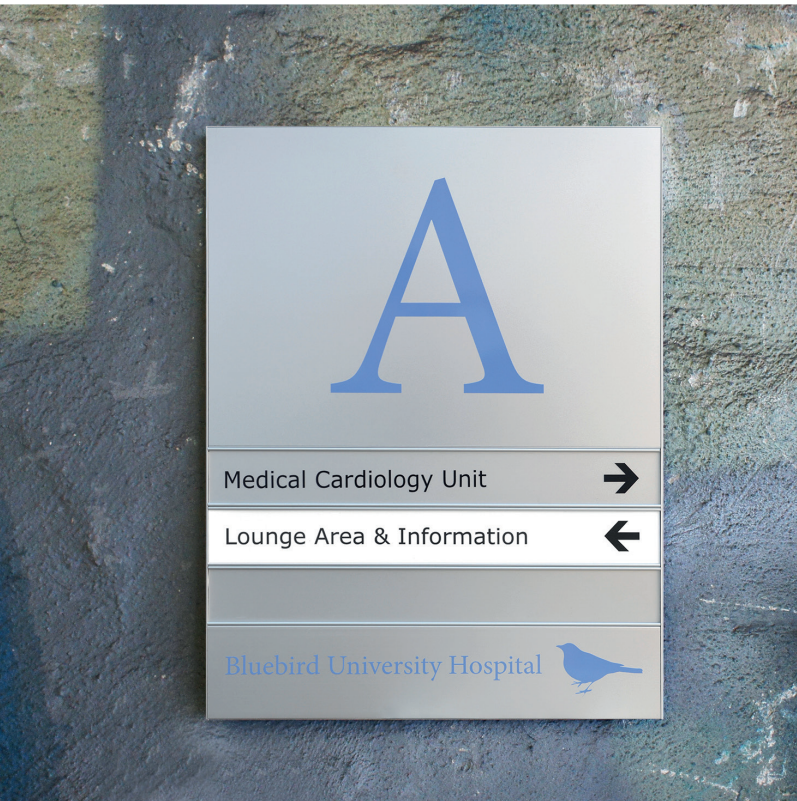


Welcome to SIGNET – your partner in sustainable sign solutions,

A handwritten signature in black ink, appearing to read 'Lennart Hedlund'. The signature is fluid and cursive, with a large initial 'L' and a checkmark-like flourish at the end.

Lennart Hedlund
Founder SIGNET Sign System

FLAT SIGN SYSTEMS



Our flat sign systems SLIM, SLIDE-DOWN and MAGNETIC, all with their own unique features, are constructed with our flat double-sided profiles available in a range of dimensions from only 13 mm up to the standard sizes A6, A5, A4 and A3 with a choice of profile lengths up to 2,900 mm.

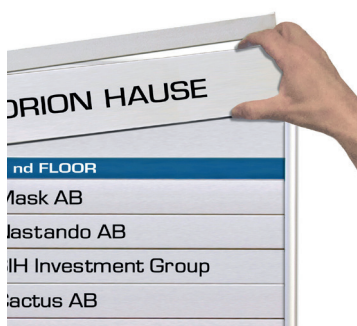
The grooved side of our double-sided profiles supports replaceable inserts. With our system SLIM, paper and plastic inserts are simply replaceable by releasing the inserts from the grip of the profile grooves, with the help of a suction cup. While with the SLIDE-DOWN system's sign rows are slid out of the sign frame and then inserts slid sideways out of the profiles' grooves.

The double-sided profiles' flat and smooth surface side is suitable for more permanent information, such as direct text/graphic vinyl applications, photo foil prints, engraving etc.

To the left, we have created a directory sign by combining different profile sizes, with both the grooved side with inserts and the flat side with vinyl applications facing front.



SLIM. Our super thin 5.5 mm flat sign system with a modern design. With the help of a suction cup, replaceable inserts are easily released from sign rows, and information updated. This sign system is flexible and functional, a great fit for directory, floor and room signs, nameplates and bulletin boards.



SLIDE-DOWN. Arrange and rearrange sign rows, update and replace sign information by sliding the profile rows up and down the sign frame. A durable and practical sign system and an optimal choice for directory, information, floor, room signs, and nameplates.

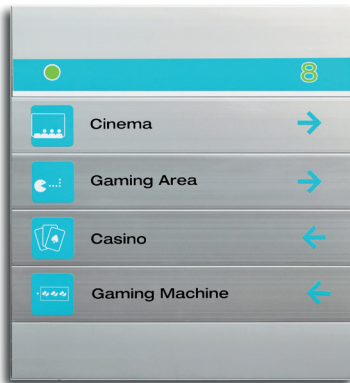


MAGNETIC. Features our magnetic click function. Sign information are replaced or updated simply by using a suction cup to release the sign rows from the sign frame's magnetic grip. A robust and flexible system, and an alternative choice for all sizes of directory and information signs.



SLIM

A-size signs A3, A4 & A5 support easy-to-replace paper and plastic inserts.




MAGNETIC

Floor directory sign 400 x 450 mm. Magnetic rows with text and graphic applications using the flat surface side of the double-sided profiles.



SLIM

Pictogram sign 148 x 148 mm, with tactile and braille insert.



SLIM

Nameplate 200 x 70 mm. Sign header with graphic application and sign row with replaceable paper insert and protective plastic cover.



SLIM

Directory sign 297 x 520 mm. Aluminium header and footer plate, and a printed replaceable A3-size insert.



SLIM

Floor directory sign 400 x 630 mm. Sign rows with easy-to-replace printed plastic inserts.



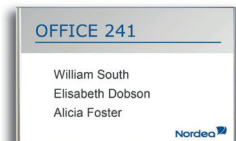
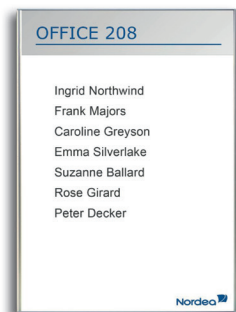
SLIDE-DOWN

Nameplate 200 x 50 mm. Slide-down sign header and sign row with replaceable paper insert and protective plastic cover.




SLIDE-DOWN

Large directory sign 800 x 850 mm. Sign header and 120 rearrangeable and replaceable slide-down sign rows.




SLIM

Room signs 148 x 210 mm and 148 x 90 mm. Sign header plate and paper insert with protective plastic cover.



SLIM

Bulletin board 750 x 400 mm, with three A4-size information signs with replaceable paper printouts and protective plastic covers.



SLIM. With the help of a suction cup simply "grab" the plastic cover at the centre of the edge along the un-grooved side of the sign, and pull out to release the cover from the grooves.

Paper inserts are updated and replaced; by pinching the paper to release it from the grooves, new sign information can then be inserted and kept in place by the profile grooves.

Finally replace the plastic cover on top of the paper insert, by arching it slightly and then guiding it back under the profile grooves.



SLIM

Room sign 240 x 255 mm. Sign header with text application, sign row with replaceable printed insert and Whiteboard with marker including magnetic eraser.



SLIDE-DOWN

Directory sign 450 x 630 mm. Slide-down sign rows with graphic/text applications on the flat side of the double-sided profiles. The grooved side facing front for replaceable inserts and a dual message slider sign.



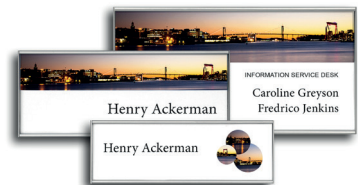
MAGNETIC

Room sign 155 x 180 mm. Sign header with graphic application, sign row with replaceable paper insert and protective plastic cover.



SLIM

Nameplate 150 x 100 mm, with an Available/ Occupied slider sign. Sign row with replaceable paper insert and plastic cover.



SLIM

Nameplates with replaceable paper inserts and protective plastic covers. Profile dimensions available in several different sizes with optional custom widths.



SLIM

Flag sign 148 x 210 mm. A5-size replaceable paper insert and protective plastic cover.

CURVED SIGN SYSTEMS




In our curved sign suite we have two systems. *CONVEXA* with profile dimensions from 53 mm up to the standard sizes A6, A5, A4 and A3. *ELEGANCE*, a frame system suitable for larger curved signs with a collection of complementary end caps in anodized aluminium, brown stained wood and black plastic.

CONVEXA offers a collection of end caps in grey or black plastic and anodized aluminium. The signs can be constructed with the option of vertical or horizontal curvature.

The side profiles of the *ELEGANCE* system hold full sign-size aluminium sheets as well as aluminium row panels in custom sizes.

To the left, we have created a landscape format A3-size elevator sign with horizontal curvature. The sign supports replaceable A3-printouts protected by a plastic cover.




CONVEXA. With the help of a suction cup simply "grab" the plastic cover at the centre of the edge along the un-grooved side of the sign, and pull out to release the cover from the grooves.

Paper inserts are updated and replaced; by pinching the paper to release it from the grooves, new sign information can then be inserted and kept in place by the profile grooves.

Finally replace the plastic cover on top of the paper insert, by arching it slightly and then guiding it back under the profile grooves.



ELEGANCE. Lightweight curved frame system suitable for larger format signage. Sign information as full sign-size aluminium sheets and custom size aluminium panel rows.



CONVEXA. Curved signs with sign information as replaceable paper, plastic, aluminium and tactile/braille inserts. Solid profile construction with vertical or horizontal curvature finish.



ELEGANCE

Directory floor sign 400 x 350 mm. Full sign-size aluminium insert with plastic dividers, text/graphic and photo print applications. Brown stained wood end caps.



CONVEXA

Double-sided flag sign 210 x 210 mm, with vertical curvature. Replaceable paper inserts and protective plastic covers.




ELEGANCE

Floor sign 400 x 630 mm. Replaceable aluminium panel header and sign rows with text/graphic applications. Aluminium end caps.



CONVEXA

Double-sided ceiling suspended directory sign 1100 x 210 mm, with horizontal curvature and replaceable printed plastic inserts.



ELEGANCE

Directory sign 400 x 600 mm, with vertical curvature. Customized aluminium panel rows with text/graphic and photo print applications. Black plastic end caps.



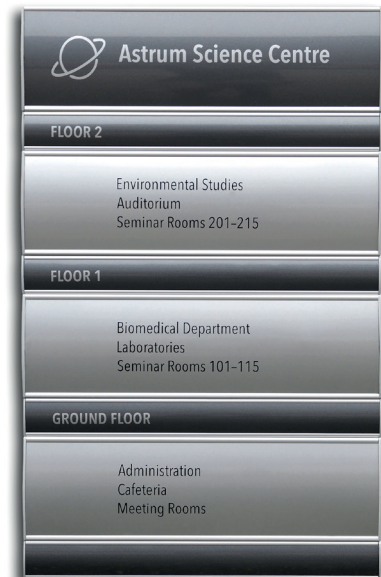
CONVEXA

Nameplates with paper inserts and protective plastic covers. Profile dimensions 53, 74 and 105 mm, with optional custom width.



CONVEXA

Floor sign 210 x 210 mm, with horizontal curvature. Full sign-size aluminium insert with text/graphic applications.



CONVEXA

Larger entrance directory sign 500 x 840 mm. Sign rows with horizontal curvature in two alternating profile dimensions. Replaceable printed plastic inserts.

TOTEM SIGN SYSTEM



Our sign system TOTEM is designed for production of larger freestanding signs, for both indoor and outdoor signage. The grooved side profiles support full-sign-size aluminium sheets or custom size panel rows.

TOTEM signs can be built as elevated signs on two legs, full length pylon signs with supporting base plate or ground casted. The system includes side profiles in two sizes, 56 and 95 mm in thickness, for construction of curved or flat signs in custom heights up to 6 metres.

TOTEM is a sustainable choice for wayfinding, directory and information signs in public places, office spaces, workplaces or any bigger indoor or outdoor locations.

To the left, we have created a ground casted elevated directory sign on two legs, using the 95 mm TOTEM side profile.



REPLACEABLE INSERTS. By complementing a flat TOTEM sign with sign rows from CONVEXA or SLIM, the finished sign will get SIGNET's replaceable insert feature. Plastic inserts can then easily be updated or replaced.



CURVED PYLON SIGNS. Above, a full-sign-size aluminium sheet sign, in a curved TOTEM construction.



FLAT PYLON SIGNS. Above, a directory sign with custom size panel rows, in a flat TOTEM construction.

1. TOTEM with integrated SLIDE-DOWN sign rows (1650 X 2800 mm).
2. Our neater 56 mm TOTEM profile with SLIM sign rows with replaceable plastic inserts (580 x 2000 mm).
3. Elevated black coated TOTEM sign with full-sign-size photo print (1440 x 1250 mm).
4. Flat TOTEM pylon sign, with custom size panel rows (1200 x 2500 mm).
5. Elevated full-sign-size aluminium sheet TOTEM sign with spotlight (1360 x 3700 mm).



FLEXI SIGN SYSTEM



FLEXI is a versatile frame sign system with flat finish. The system's flexible construction enables production of custom signs in any format, for multiple applications.

The grooved side profiles support a selection of replaceable inserts. Due to the system's frame structure design, FLEXI creates lightweight signs – a significant benefit for suspended signs.

FLEXI is an all-through flexible, completely customizable flat sign system with sign information as replaceable plastic, paper and aluminium inserts.

The FLEXI sign system is a great choice for wall mounted and suspended signs, flag signs, and indoor pylon signs.

To the left, we have created a larger landscape sized lightweight ceiling suspended directory FLEXI sign.



FLAG SIGNS. FLEXI is the perfect choice for customized double-sided flag signs. Options of replaceable sign information with paper inserts and protective plastic cover, printed plastic inserts and aluminium inserts with text/graphic applications.



SUSPENDED SIGNS. For complete sign production and your convenience, we offer a range of suspension accessories. Above, suspension with adjustable ceiling attachments and steel wires.



FLEXI PYLONS. Smaller double-sided pylon signs, suitable for indoor free-standing signage. Options of replaceable sign information with printed plastic inserts or aluminium sheets with text/graphic applications.

RETAILER DEMO KITS



DEMO CASE. A practical and complete demo kit with eleven sample signs representing most of SIGNET's sign systems, in a lightweight easy-to-bring grey plastic case.

The case includes the following collection of pictogram, flag, desk, door signs, nameplates and a suspended sign including hanging fixtures. It also includes two different sizes of suction cups intended for demonstration of the SIGNET replaceable insert feature, which supplies easy and cost-effective update of sign information.



SLIM DEMO DISPLAY. Seven sample signs from our flat sign system SLIM, displayed collectively on a stylish grey felt board.

Including: pictogram, Vacant/Occupied-slider sign and nameplates in three different sizes with replaceable paper inserts and protective plastic covers. An A4-size directory sign with replaceable printed insert and an A5-size floor sign with sign header plate and replaceable paper insert and plastic cover.

All signs are attached to the display board with velcro. Easy to detach, demonstrate and reattach.



CONVEXA DEMO DISPLAY. Eight sample signs from our curved sign system CONVEXA, displayed collectively on a stylish grey felt board.

Including: pictogram Vacant/Occupied-slider sign and nameplates in three different sizes with replaceable paper inserts and protective plastic covers. An A4-size directory sign with replaceable printed insert, an A5-size floor sign with replaceable paper insert and plastic cover, and A3-size sample sign with replaceable insert and plastic cover.

All signs are attached to the display board with velcro. Easy to detach, demonstrate and reattach.



**Stålverksgatan 9
SE-417 07 Göteborg, Sweden**



signet@signet.se



+46 31 51 36 00



www.signet.se